

AFRICAN AMERICAN MALES
IN COLLEGE ACHIEVEMENT
& SUCCESS SYMPOSIUM
2012



*“Creating a Culture of Success for Students and
Removing Barriers to College and Career Readiness”*

Dr. Dana T. Bedden, Superintendent
Irving Independent School District

Contributing Source:
Bryan Joffe, Director of Youth Development, AASA


U.S. Secretary of Education Arne Duncan,
(July 15, 2010 speech - *Three Myths of High School Reform*)

2

“High schools must shift from being last-stop destinations for students on their education journey to being launching pads for further growth and lifelong learning...The mission of high schools can no longer be to simply get students to graduate. Their expanded mission, as President Obama has said, must also be to ready students for careers and college--and without the need for remediation.”

The New Success Measure for the American High School:

3



- ▶ **College** Enrollment Rate of the 9th Grade Class.
- ▶ College Persistence Rate
- ▶ **Career Readiness**



So . . .

What's Your High School's College Enrollment Rate?

College = Any post-secondary educational experience with value in the marketplace

4

- College is a four-year college, a two-year community college, as well as vocational education and certification programs.
- College does not even necessarily refer to a campus or a physical site anymore.
- In 2007, 66% of all two and four-year degree Title IV granting institutions offered distance education courses in virtual learning environments.



Why is College & Career Readiness So Urgent?

5

- 1. Academic performance increases when high schools set the goal of college success for all students.**
- 2. College Graduates earn more, enjoy more job security, and longer, healthier, more professionally fulfilling lives.**
- 3. The 21st century global marketplace will demand more college-educated (career ready) citizens with skill sets that can only be obtained through post-secondary education and training.**

21st Century Careers Require More Skills

6

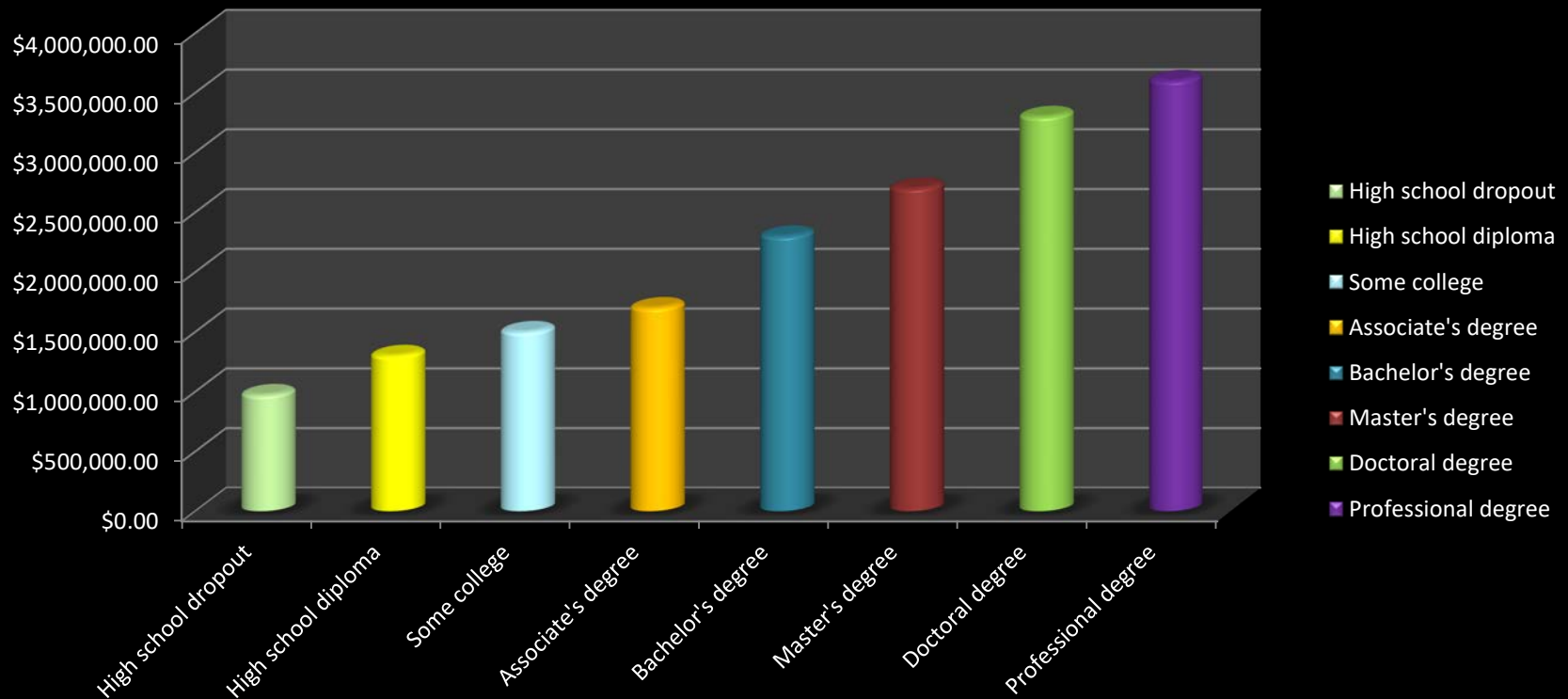
- College pays off even for professions that do not require a degree:

Amount of Education Attained by Blue Collar Workers:	Potential Lifetime Earnings
No high school diploma	X
High school graduate	X + \$1.3 million
Some college/associate's degree	X + \$1.6 million
Bachelor's degree	X + \$1.8 million

College Going Changes Lives

7


Average Lifetime Earnings



College graduates earn 84% more over a lifetime than high school graduates.



8



What Do Our Schools Need to Do to Re-Form
Themselves Into College Going Cultures?

What do Schools Need to Do to Ensure the Future of
our Children?

To create “Launchpad High Schools,” school districts must:

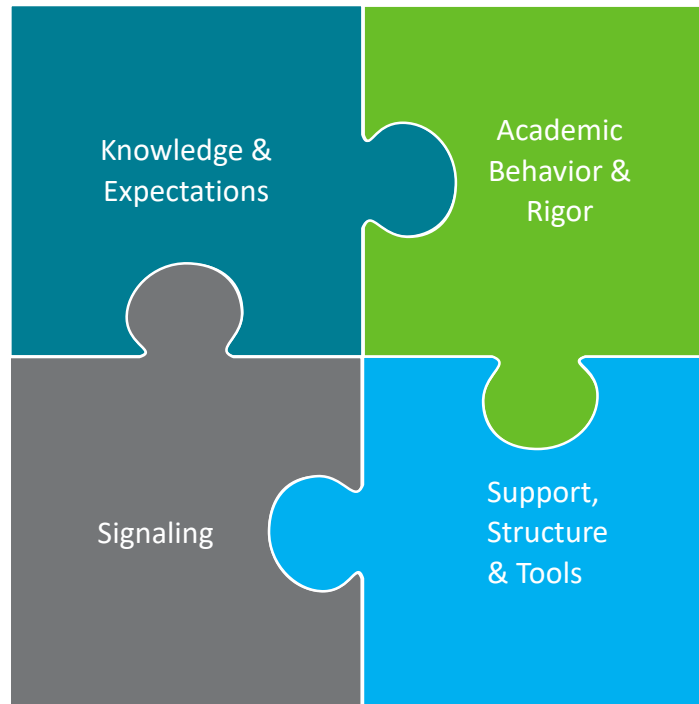
9

- Empower school staff to be leaders and advocates for students preparing for college
- Use data systems to track students' college enrollment and persistence rates
- Support first-generation students in particular throughout the college application process
- Create a **"college-going culture"** in our high schools to inspire students to meet higher standards

What is a College-Going Culture?

“Everyone in this community is expected to attain PSE, and knows the steps to get there.”

“Every member of this community receives both overt and covert messages that PSE is the expectation.”



“A college- career ready curriculum is the default for every student.”

“Every student receives targeted, individualized support in launching to PSE.”

PSE = Post-Secondary Education

College-going culture: Four categories

11

- 1. Academic Rigor:** The degree to which a college and career-ready curriculum is the default curriculum for all students
- 2. Student Support Structures:** The degree to which all students are guided, supported, measured and managed to postsecondary success

College-going culture: Four categories

12

- 3. Expectations:** The degree to which all stakeholders in the school expect all students to be college ready and college bound
- 4. Signaling:** The degree to which the overt and covert signals of the school align with and communicate the college-success expectations for the student body



How Do We Reach Our Vision?

10 Tips to Strengthen College-Going Culture for 1st Generation Students

14

1. Find out % of the senior class in past years that actually enrolled in college/post-secondary and establish goal to increase by 20 percent.
2. All students enrolled in a program which will ensure that they graduate with the credits necessary to successfully apply to post-secondary programs. Establish credit recovery programs or mechanisms for those who are not on track.
3. Structure the school schedule so that all students receive post-secondary management services from trained educators/counselors.

10 Tips to Strengthen College-Going Culture for 1st Generation Students

15

4. Support all students to take PSAT, ACT or SAT, apply to 5 post-secondary institutions, and file the FAFSA (Free Application for Federal Student Aid).
5. Establish a college application navigation tracking system so that each student's progress on the indicators above can be measured and remediated as needed.
6. Focus resources on academic priority students in 9th grade by following their progress on three indicators: attendance, F-rates in math and English, and course credit completion.

10 Tips to Strengthen College-Going Culture for 1st Generation Students

16

7. Organize 12th grade peer leaders to help their fellow students navigate the college application path.
8. Hallways, message boards, website filled with college-going messages and celebrations.
9. Provide PD to faculty members so they can assist their students in applying to college and so that they support the college success signals of the school.
10. Provide parents and families with frequent communications and support college nights about the elements of the college application process, especially on the issue of financial assistance.

Research Headlines

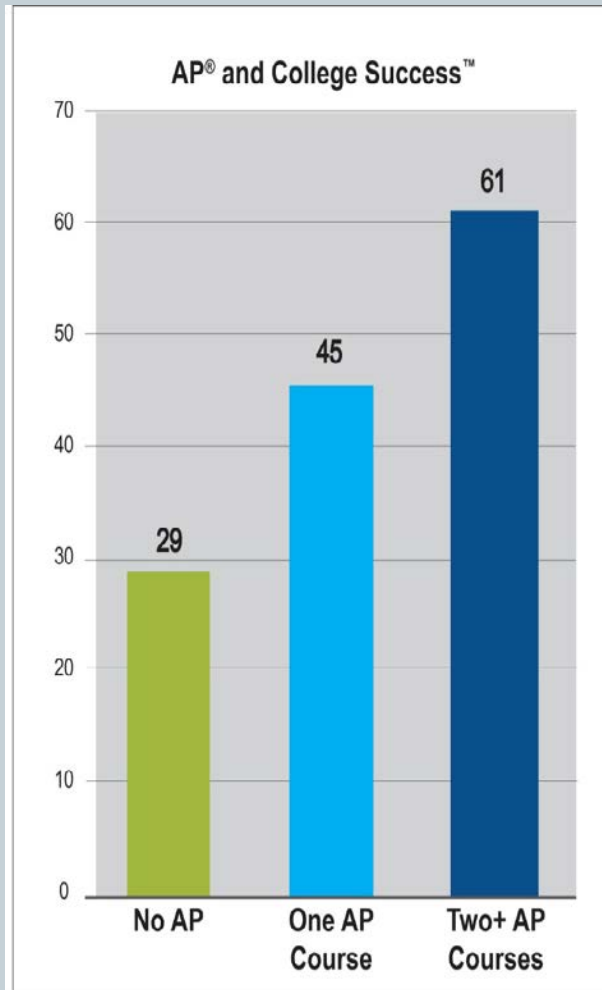
17

- **Connecting the dots: High school persistence and post-secondary attainment are linked**
- **Freshman year is crucial for staying on track**
- **School ownership of implementation and results**
- **College-going climate is the single most consistent predictor for college enrollment**
- **Academic rigor is necessary but not sufficient**
- **Effective peer leadership has the power to increase college enrollment rates**
- **Implementation impacts results**

Have High Expectations: Encourage Students to Take AP Courses (or IB)

18

Percent of students taking AP courses who graduated in four years or less



Rigor:

- Most significant predictor of academic success and post-secondary education completion.

Research:

- Based upon the carefully researched and teacher-tested findings.

Standards:

- Fully aligned to the State Standards
- Designed according to College Board Standards for College Success

Impact of AP students with a score of 3+ on 5-year college graduation rates

Comparisons made among students with the same abilities and backgrounds (test scores, family income, school poverty index)

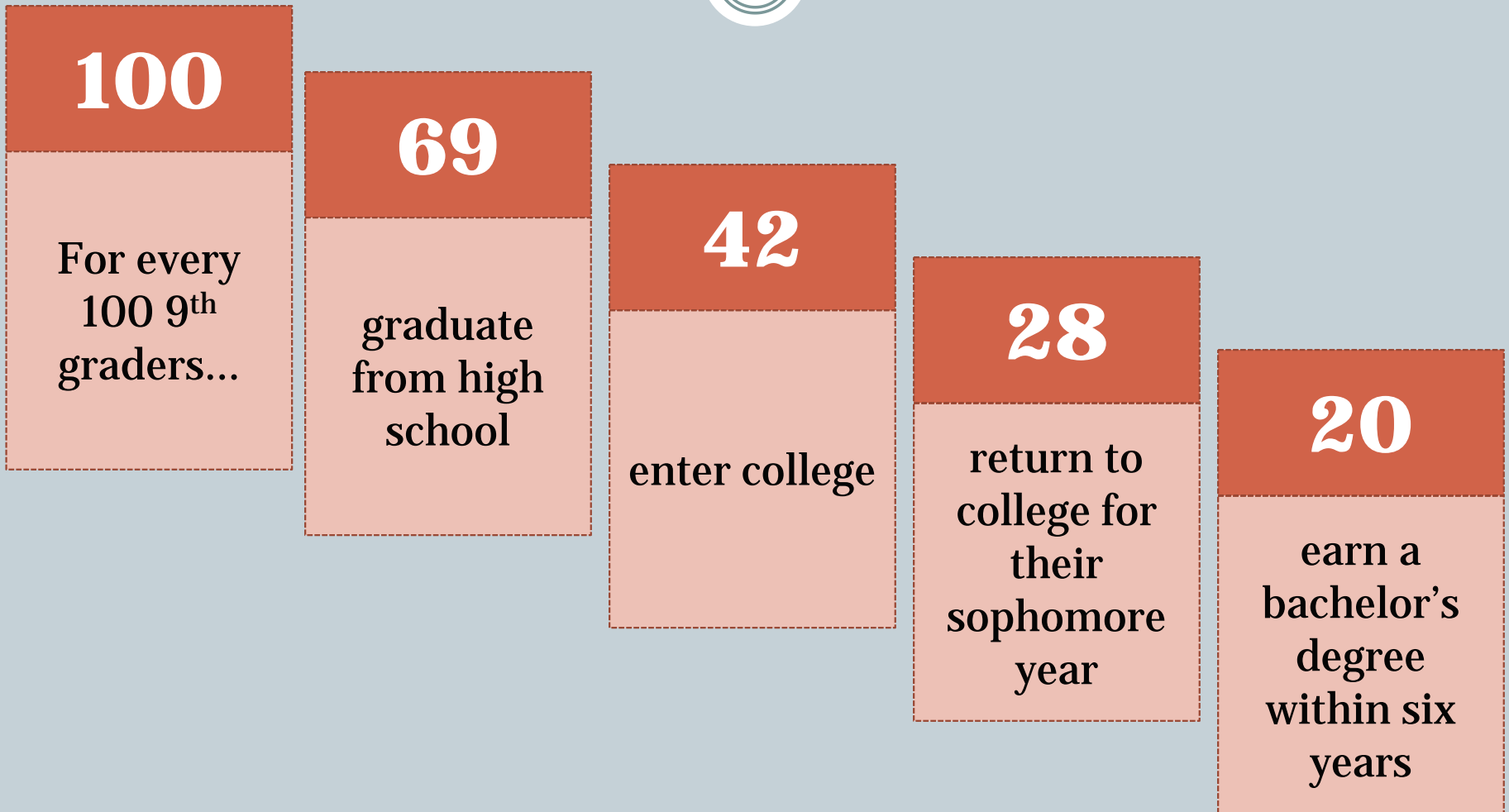
Student Group	AP Exam Grade of 3, 4, 5
African-American	28% higher
Hispanic	28% higher
White	33% higher
Low-Income	26% higher
Not Low-Income	34% higher

Source: Camara, Wayne. *College Persistence, Graduation, and Remediation*

Source: Dougherty, Mellor, Shuling. *The Relationship between Advanced Placement and College Graduation*

A Case for Parental/Community Involvement

20



Source: [The National Center for Higher Education Management Systems](#) Progress & Completion data

What You Can Do Is Help Us To Have

21

100

For every
100 9th
graders...

100

graduate
from high
school

100

Enter a
career or
college

100

return to work
or college for
their second
year

100

earn a
bachelor's
degree within
six years and/or
still be
employed

Source: [The National Center for Higher Education Management Systems](#) Progress & Completion data

Some Things We Have Done in Irving ISD

22

- **College Going Culture**
 - AVID
 - Increase AP course offerings
 - Increase number and percent of students taking SAT
 - ✦ **School Day SAT testing**
 - Increase Parental Involvement
 - Diminish poverty/cost as a barrier
 - ✦ **Pay for students AP exams**
 - ✦ **Pay students SAT fees**
- **Career Readiness**

Career Readiness

23



Signature
STUDIES

FIND YOUR FUTURE HERE



readiness redefined

Programs of Study for Every Student

24



Signature
STUDIES

FIND YOUR FUTURE HERE



Some of the Results for Irving ISD

25

16 Million

dollars awarded in scholarships and grants to the
2012 graduating class

>200
Partners
>1500
Volunteers

Seniors taking SAT
39% in 2010 to 77% in 2012

AP
Performance

of AP Exams =
+11.8%

of 3,4,5s = +17.5%

BEST
HIGH SCHOOLS
& WORLD REPORT
U.S. News
SILVER
2012

Do You Teach or Do You Educate?

26

